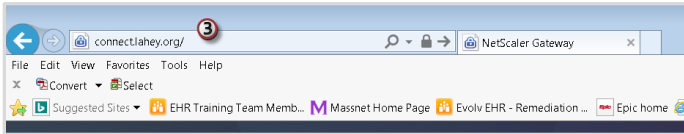
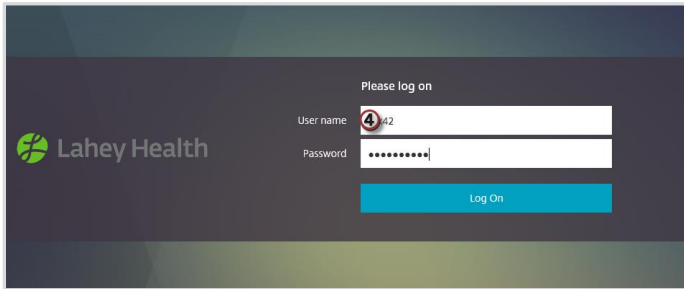


**This topic will cover the following:
Accessing Colleague Connection Remotely.**

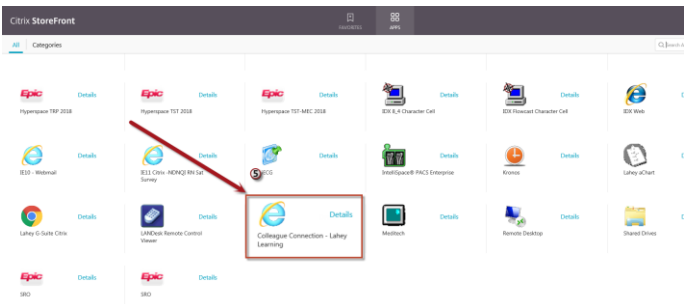
- 1 To access Colleague Connection, as well as any Lahey web based application, you need to access through Citrix.
- 2 Open any browser
- 3 In the top URL search bar, enter **connect.lahey.org**.



- 4 Use your Lahey Credentials (MassNet, WinNet, LHBS, and NIC) to login. NOTE: If you are asked to download a Citrix version, downloading the 'light version' will suffice.



- 5 Depending on your job title, a number of icons will appear. Find the **Internet Explorer Icon** labeled **Colleague Connection-Lahey Learning** and click on it.
 - **Note:** You would follow this same process to access other work domains. If you selected WinNet or MassNet, you could just as well connect to Colleague Connection from there.



****Depending on your personal security access, you may need to grant permission for Citrix to work on your personal device. [See this Citrix Tip Sheet](#) for further information if needed.**

- 6 The Colleague Connection login page will open. Just login with your Lahey credentials.



You have successfully completed the steps to access Colleague Connection remotely.